

NOVUM



Our experience

Your key to success

KEESTRACK
MOBILE CRUSHING AND SCREENING EQUIPMENT



Applications

- Pre-screening/scalping prior to being fed into a crusher
- Screening heavy over-burden at the quarry face
- Recycling landfill and construction waste
- Top soil and many other products
- Separation of "sticky" aggregate
- Construction and Demolition
- Screening behind a crusher
- Sand and Gravel
- Quarrying

Features and benefits

Optimum flexibility and mobility with the highest possible performance

Heavy duty steel apron feeder standard in all models

Low cost solution that offers superior screening results

Market leaders in direct feed screening on tracks

State of the art Keestrack 2 - deck screenbox

Robust design with low machine weight

Up to 25% greater fuel efficiency

Compact transport dimensions

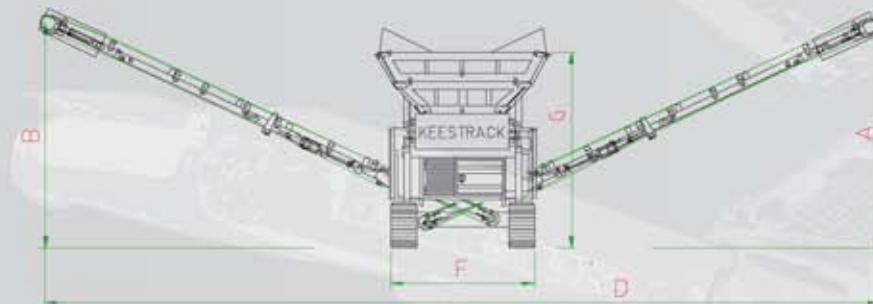
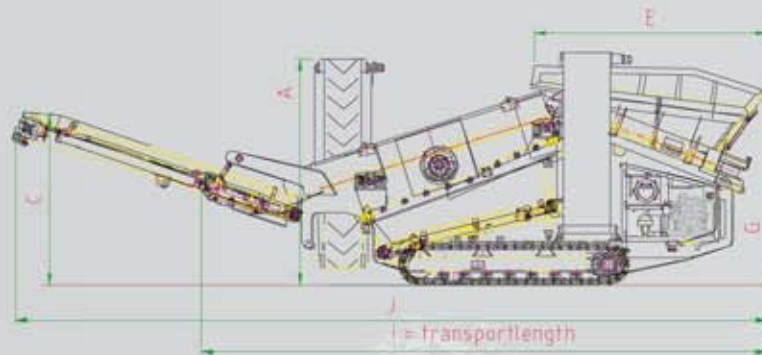
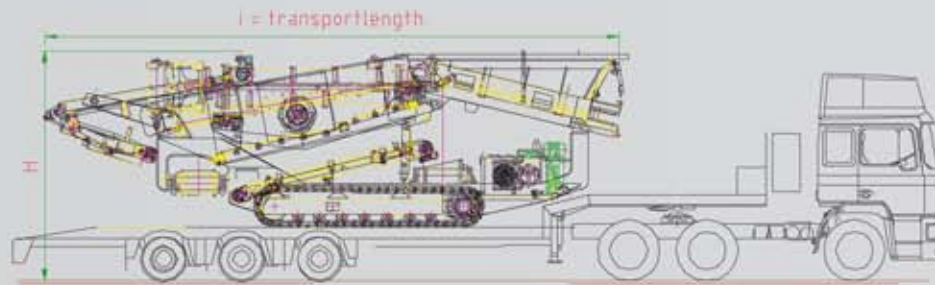
Low feeding height

Quick set-up time

Proven reliability



TECHNICAL SPECIFICATIONS:



Transportheight : 3100 mm **10' 2"**
 Transportwidth : 2500 mm **8' 3"**
 Transportweight : approx. 25,5 ton **56100 pound***

- Pos.1) Feedhopper : 7 m³ **8,75 yards**
 All three hopperwalls are hydraulic folding
- Pos.2) Plate apron feeder
 Full adjustable speed : 0 to 6.1 m/min. **0-20 ft / min**
- Pos.3) Screenbox : KT-4215 Heavy duty **14' 0" x 5' 8"**
 Length x width : 4200 mm x 1500 mm, 6,3 m² topdeck
 Drive : hydraulic, 15 KW **20 hp**
- Pos.4) Conveyor belt under screenbox
 Length x belt width : 3500 mm x 1200 mm **11' 6" x 48"**
 Drive : hydraulic, 7,5 KW **10 hp**
- Pos.5) Oversize belt
 Type : KT-5/1200
 Length x belt width : 5000 mm x 1200 mm **16' 5" x 48"**
- Pos.6) Sideconveyor left (fines)
 Length x belt width : 8500 mm x 800 mm **28' x 32"**
 Drive : hydraulic, 11 KW **15 hp**
- Pos.7) Sideconveyor right (mid size)
 Length x belt width : 8500 x 650 mm **28' x 28"**
 Drive : hydraulic, 7,5 Kw **10 hp**
- Pos.8) Trackdrive
 Length x width : 3550 mm x 400 mm **11' 7" x 16"**
 2 Speed drive : 1,3 and 2,23 km/h **0,9 and 1,5 mph**
- Pos.9) Power unit : Diesel/hydraulic
 Engine type : DEUTZ TCD 2012 L04 2V m **100 hp**
 Hydraulic : SAUER/DANFOSS, load-sensing

All measurements are approximate.

A	B	C	D	E	F	G	H	I	J	
4060	4000	3000	14560	4000	2500	3433	4000	10800	13125	mm
13' 4"	13' 1"	9' 10"	47' 9"	13' 1"	8' 3"	11' 3"	13' 1"	35' 5"	43' 4"	ft inch

NOVUM



1



2



3



4



5

OPTIONS LIST

1. Heavy duty fingerscreen topdeck

2. Fingerscreen bottomdeck

3. Rubberdeck topdeck

4. Anti clogging system bottomdeck

5. Screen flow brake

6. Picking station on both sides

7. Radio remote control on feeder and tracks

8. Tungsten steel belt scraper

9. Diesel fill pump 80 L / min

10. Corner extension walls + backwall

11. Hopper extension on two sides

12. Extra long oversize conveyor XXL

13. Apron feeder XXL

14. Middle deck with fingers



6



7



8



9



10



11



12



13



14